

# TWO INTERFACIAL COLLINEAR GRIFFITH CRACKS IN THERMO-ELASTIC COMPOSITE MEDIA

*Prashant Kumar MISHRA and Subir DAS\**

Department of Mathematical Sciences, Indian Institute of Technology (BHU),  
Varanasi-221005, India

*The objective of the article is to find the stress intensity factors and crack energy for a pair of collinear Griffith cracks situated at the interface of the two orthotropic materials under steady state temperature field. The problem is reduced to a pair of singular integral equations, which are solved using Jacobi's polynomials. Numerical computations are carried out for two different pairs of orthotropic materials for different particular cases, which are depicted through figures. The effect of material constants and temperature coefficients on the behavior of physical quantities viz., stress intensity factors and crack energy of the interfacial cracks is the key feature of the present article.*

**Key Words:** *Thermal stresses, Collinear Griffith cracks, Strain energy release rate, heat flux.*

## **Introduction**

In many engineering disciplines viz., electronics, aerospace and nuclear energy, lot of research has already been done during the study of behavior of the stress and displacement fields at the vicinity of the crack tip situated at the interface of the composite materials subject to thermal loading. Orthotropic composite materials are widely used in structural materials due to their light weight and strong in nature. When a cracked orthotropic composite material is used in a high or low temperature region, then heat flows through material. In this case, it is important to determine the thermal stress intensity around the crack, which occurs due to the disturbance in the heat flux. The investigation of thermo-elastic field and thermal stress concentration around the crack help to understand the stability and life of the cracked engineering materials and structures. According to linear elastic fracture mechanics, stress at the vicinity of the crack tip is singular. It is directly proportional to the inverse of square root of distance from the crack tip. Many observations of thermo-elastic cracked surfaces show that the thermal stress singularity at the vicinity of the crack tips are same as those with mechanical stresses. However, the nature of singularity becomes different for an interfacial crack. The occurrence of the interfacial cracks at the surface of structural components, due to thermal and mechanical loading, became an important research topic in fracture mechanics. For analyzing interfacial cracks, many studies were conducted under thermal steady state conditions for orthotropic composite materials.

In 1962, Sih [1] determined the stress intensity factor (SIF) of a crack in an infinite plate when the heat flows perpendicular to the crack surface. Later, Sekine [2] determined the stress intensity factor of a crack due to heat flux. The thermal stresses in an infinite plate due to the heat flux, for two cracks have been

---

\*Corresponding author. S. Das; Tel.:+91 9451141269;  
E-mail: sdas.apm@itbhu.ac.in (S. Das).

determined by the same author [3]. Stress intensity factors around the two collinear cracks were evaluated by Chen and Zhang [4] in an orthotropic plate under the heat flux. Thermal stress for a single crack in an infinite elastic layer and thermal stress around two parallel cracks had been determined by Itou and Rengen [5]. Chen and Zhang [6] have determined the thermal stress in an orthotropic strip containing two collinear cracks. In 2001, Itou [7] evaluated stress intensity factors for two parallel cracks in an infinite orthotropic plate due to the heat flux. In 2007, Baksi et al. [8] have solved the problem of determining the thermal stresses and displacement fields in an orthotropic plane containing a pair of equal collinear Griffith cracks using the integral transform technique based upon displacement potential under steady state temperature field. In 2013, Zhong et al. [9] examined the behavior of two collinear cracks embedded in an orthotropic solid, using the Fourier integral transform technique, under uniform heat flux and mechanical loading on the cracked surfaces. Problems related to thermal stress and strain can also be found in the research articles ([10]-[15]).

In the present article the authors have made an endeavour to determine the stress intensity factors at the tips of a pair of collinear Griffith cracks situated at the interface of two orthotropic thermo-elastic half planes subjected to a uniform heat flux and also to determine the energy required for creating two new surfaces and plastic deformation of the cracks under the steady-state temperature field. The problem has been reduced to a pair of second kind Fredholm integral equations, which are solved numerically using Jacobi polynomials. Numerical values of the stress intensity factors at the tips of the cracks for different prescribed crack lengths are presented through graphs for different particular cases. Numerical values of other physical quantity crack energy, obtained through different forms of the displacement potential functions, are also presented graphically.

### Problem Formulation

Let us consider a mathematical model of two bonded homogeneous orthotropic elastic half planes,  $0 \leq y < \infty$  and  $-\infty < y \leq 0$ , containing a pair of collinear Griffith cracks situated symmetrically at the interface  $y = 0$ , when Cartesian co-ordinate axes coincide with the axes of symmetry of the elastic material. When thermal conditions are applied to the surface of an arbitrary two dimensional orthotropic half planes, then the temperature field only depends on in-plane co-ordinates under the steady state condition. The temperature distribution functions  $T^{(i)}(x, y)$  are assumed to satisfy the following heat conduction equation in the orthotropic media.

$$\frac{\partial^2 T^{(i)}}{\partial x^2} + K^{(i)2} \frac{\partial^2 T^{(i)}}{\partial y^2} = 0, \quad (1)$$

where  $(K^{(i)})^2 = K_y^{(i)} / K_x^{(i)}$  and  $K_y^{(i)}, K_x^{(i)}$  ( $i = 1, 2$ ) are the thermal conductive coefficients along  $y$  and  $x$  directions, respectively for each half plane.

The general solution of  $T^{(j)}(x, y)$  is (c.f., Tauchert [16])

$$T^{(j)}(x, y) = \frac{1}{2\pi} \int_0^{\infty} \{A^{(j)}(p) \text{Exp}[p(ix - y / K^{(j)})] + \bar{A}^{(j)}(p) \text{Exp}[p(-ix - y / K^{(j)})]\} dp, \quad (2)$$

where  $i = \sqrt{-1}$ ,  $j = 1, 2$  and  $A^{(j)}(p)$  and  $\bar{A}^{(j)}(p)$  are the arbitrary functions of  $p$ .

Here we have assumed that  $T^{(i)}(x, 0) = h^{(i)}(x)$  (3)

and hence the Fourier integral form of temperature distribution may be written as

$$T^{(i)}(x,0) = \frac{1}{2\pi} \int_0^{\infty} \left\{ \int_{-\infty}^{\infty} h^{(i)}(\xi) \text{Exp}[p(i\xi)] \text{Exp}[p(ix)] + h^{(i)}(\xi) \text{Exp}[p(i\xi)] \text{Exp}[p(-ix)] d\xi \right\} dp. \quad (4)$$

From equations (2) and (4), we get

$$A^{(i)}(p) = \int_{-\infty}^{\infty} h^{(i)}(\xi) \text{Exp}[-ip\xi] d\xi, \quad \bar{A}^{(i)}(p) = \int_{-\infty}^{\infty} h^{(i)}(\xi) \text{Exp}[ip\xi] d\xi, \quad (5)$$

From equations (2) and (5), the temperature distribution  $T^{(i)}(x, y)$  is obtained as

$$T^{(i)}(x, y) = \frac{1}{\pi} \int_{-\infty}^{\infty} \frac{(y/K^{(i)})h^{(i)}(\xi)d\xi}{(y/K^{(i)})^2 + (\xi-x)^2}. \quad (6)$$

If we consider  $h^{(i)}(x) = \delta(x)$ , (7)

where  $h^{(i)}(x)$  is the prescribed temperature distribution become line source along y-axis and  $\delta(x)$  is the Dirac delta function, the resultant temperature distribution is obtained as

$$T^{(i)}(x, y) = \frac{1}{\pi} \frac{(y/K^{(i)})}{(y/K^{(i)})^2 + x^2}. \quad (8)$$

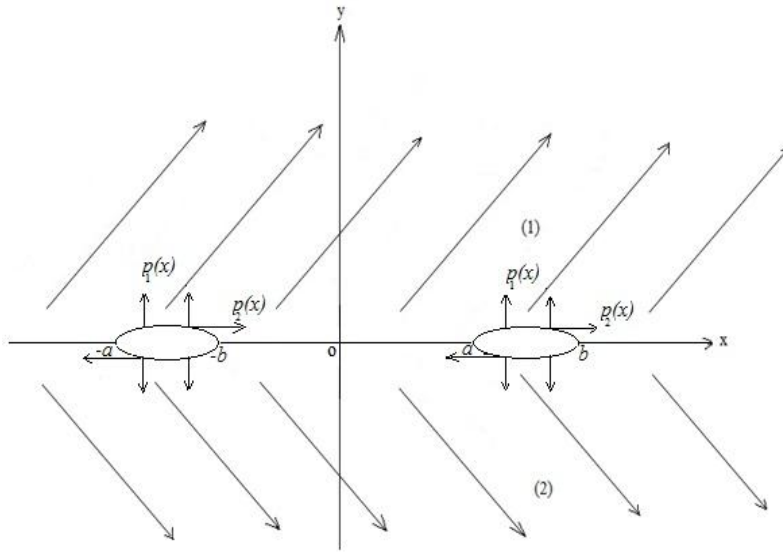


Fig.1. Geometry of the Problem

The relations between the plane stress, induced by the distribution of temperature, and displacement components  $u^{(i)}(x, y)$  and  $v^{(i)}(x, y)$  along x and y directions are given by

$$\sigma_{xx}^{(i)}(x, y) = C_{11}^{(i)} \frac{\partial u^{(i)}}{\partial x} + C_{12}^{(i)} \frac{\partial v^{(i)}}{\partial y} - \beta_x^{(i)} T^{(i)} \quad (9)$$

$$\sigma_{yy}^{(i)}(x, y) = C_{12}^{(i)} \frac{\partial u^{(i)}}{\partial x} + C_{22}^{(i)} \frac{\partial v^{(i)}}{\partial y} - \beta_y^{(i)} T^{(i)} \quad (10)$$

$$\sigma_{xy}^{(i)}(x, y) = C_{66}^{(i)} \left( \frac{\partial u^{(i)}}{\partial x} + \frac{\partial v^{(i)}}{\partial y} \right), \quad (11)$$

where  $C_{jk}^{(i)}$ 's are the elastic constants, and  $\beta_x^{(i)}$  and  $\beta_y^{(i)}$  are the stress – temperature coefficients. The displacement equations of equilibrium are given by

$$C_{11}^{(i)} \frac{\partial^2 u^{(i)}}{\partial x^2} + C_{66}^{(i)} \frac{\partial^2 u^{(i)}}{\partial y^2} + (C_{12}^{(i)} + C_{66}^{(i)}) \frac{\partial^2 v^{(i)}}{\partial x \partial y} = \beta_x^{(i)} \frac{\partial T^{(i)}}{\partial x}, \quad (12)$$

$$C_{22}^{(i)} \frac{\partial^2 v^{(i)}}{\partial y^2} + C_{66}^{(i)} \frac{\partial^2 v^{(i)}}{\partial x^2} + (C_{12}^{(i)} + C_{66}^{(i)}) \frac{\partial^2 u^{(i)}}{\partial x \partial y} = \beta_y^{(i)} \frac{\partial T^{(i)}}{\partial y}, \quad (13)$$

The quantities with superscripts  $i = 1, 2$  refer to those for the half plane-1 and half plane-2 respectively. It is assumed that at the interface  $y=0$ , the cracks defined by  $a < |x| < b$  are opened by internal normal and shearing tractions  $p_1(x)$  and  $p_2(x)$  respectively (Fig.1). For the described problem the boundary conditions on  $y=0$  are given by

$$\sigma_{yy}^{(1)}(x,0) = -p_1(x), \quad a \leq |x| \leq b \quad (14)$$

$$\sigma_{xy}^{(1)}(x,0) = -p_2(x), \quad a \leq |x| \leq b \quad (15)$$

$$u^{(1)}(x,0) = u^{(2)}(x,0), \quad |x| < a, \quad |x| > b \quad (16)$$

$$v^{(1)}(x,0) = v^{(2)}(x,0), \quad |x| < a, \quad |x| > b \quad (17)$$

$$\sigma_{yy}^{(1)}(x,0) = \sigma_{yy}^{(2)}(x,0), \quad -\infty < x < \infty \quad (18)$$

$$\sigma_{xy}^{(1)}(x,0) = \sigma_{xy}^{(2)}(x,0), \quad -\infty < x < \infty \quad (19)$$

### Solution of the problem

During the solution of the problem, we first introduce displacement potentials  $\psi^{(i)}(x, y)$  and  $\phi_j^{(i)}(x, y)$  as (Sharma [17])

$$\psi^{(i)}(x, y) = \frac{1}{2\pi} \int_0^\infty \{A^{(i)}(p)B^{(i)}(p)e^{p\{ix-(y/K)\}} + \bar{A}^{(i)}(p)\bar{B}^{(i)}(p)e^{p\{-ix-(y/K)\}}\} dp. \quad (20)$$

Potential functions for the half planes are given by

$$\phi_1^{(i)}(x, y) = \frac{2}{\pi} \int_0^\infty s^{-2} A_1^{(i)}(s) e^{-\frac{sy}{\sqrt{\mu_1^{(i)}}}} \cos(sx) ds \quad (21)$$

$$\phi_2^{(i)}(x, y) = \frac{2}{\pi} \int_0^\infty s^{-2} A_2^{(i)}(s) e^{-\frac{sy}{\sqrt{\mu_2^{(i)}}}} \cos(sx) ds, \quad i = 1, 2. \quad (22)$$

The displacement components  $u^{(i)}$  and  $v^{(i)}$  are written as

$$u^{(i)} = \frac{\partial \psi^{(i)}}{\partial x} + \frac{\partial \phi_1^{(i)}}{\partial x} + \frac{\partial \phi_2^{(i)}}{\partial x} \quad \text{and} \quad v^{(i)} = \mu_1^{(i)} \frac{\partial \psi^{(i)}}{\partial y} + k_1^{(i)} \frac{\partial \phi_1^{(i)}}{\partial y} + k_2^{(i)} \frac{\partial \phi_2^{(i)}}{\partial y}. \quad (23)$$

The corresponding thermal stresses are

$$\frac{\sigma_{xx}^{(i)}(x, y)}{C_{66}^{(i)}} = - \left[ (1 + k_1^{(i)}) \frac{\partial^2 \phi_1^{(i)}}{\partial y^2} + (1 + k_2^{(i)}) \frac{\partial^2 \phi_2^{(i)}}{\partial y^2} + (1 + \eta^{(i)}) \frac{\partial^2 \psi^{(i)}}{\partial y^2} \right], \quad (24)$$

$$\frac{\sigma_{yy}^{(i)}(x, y)}{C_{66}^{(i)}} = \left[ (1 + k_1^{(i)}) \mu_1^{(i)} \frac{\partial^2 \phi_1^{(i)}}{\partial y^2} + (1 + k_2^{(i)}) \mu_2^{(i)} \frac{\partial^2 \phi_2^{(i)}}{\partial y^2} - (1 + \eta^{(i)}) \frac{\partial^2 \psi^{(i)}}{\partial x^2} \right], \quad (25)$$

$$\frac{\sigma_{xy}^{(i)}(x, y)}{C_{66}^{(i)}} = \left[ (1+k_1^{(i)}) \frac{\partial^2 \phi_1^{(i)}}{\partial x \partial y} + (1+k_2^{(i)}) \frac{\partial^2 \phi_2^{(i)}}{\partial x \partial y} + (1+\eta^{(i)}) \frac{\partial^2 \psi^{(i)}}{\partial x \partial y} \right]. \quad (26)$$

The displacement equations (12)-(13) are satisfied by equation (20) for non-trivial  $\phi_j^{(i)}$  if

$$\eta^{(i)} = \frac{\beta_y^{(i)}(C_{66}^{(i)} - K^{(i)2}C_{11}^{(i)}) + \beta_x^{(i)}(C_{12}^{(i)} + C_{66}^{(i)})K^{(i)2}}{\beta_x^{(i)}(C_{22}^{(i)} - K^{(i)2}C_{66}^{(i)}) - \beta_y^{(i)}(C_{12}^{(i)} + C_{66}^{(i)})} \quad (27)$$

$$p^2 B = p^2 \bar{B} = K^{(i)2} \frac{\beta_x^{(i)}(C_{22}^{(i)} - K^{(i)2}C_{66}^{(i)}) - \beta_y^{(i)}(C_{12}^{(i)} + C_{66}^{(i)})}{(C_{22}^{(i)} - K^{(i)2}C_{66}^{(i)})(C_{66}^{(i)} - K^{(i)2}C_{11}^{(i)}) + K^{(i)}(C_{12}^{(i)} + C_{66}^{(i)})^2} = k. \quad (28)$$

Here, the potential functions  $\phi_j^{(i)}$  satisfies the following differential equations

$$\left( \frac{\partial^2}{\partial x^2} + \frac{\partial^2}{\partial y^2} \right) \phi_j^{(i)}(x, y) = 0, \quad i = 1, 2; \quad j = 1, 2,$$

where  $\mu_1^{(i)}$  and  $\mu_2^{(i)}$  are the real roots of the equation

$$C_{11}^{(i)}C_{66}^{(i)}\mu^{(i)2} + [(C_{12}^{(i)})^2 + 2C_{12}^{(i)}C_{66}^{(i)} - C_{11}^{(i)}C_{22}^{(i)}]\mu^{(i)} + C_{212}^{(i)}C_{66}^{(i)} = 0, \quad (29)$$

$$\text{with } k_j^{(i)} = \frac{C_{11}^{(i)}\mu_j^{(i)} - C_{66}^{(i)}}{C_{66}^{(i)} + C_{12}^{(i)}}. \quad (30)$$

$A_1^{(i)}(s)$  and  $A_2^{(i)}(s)$  ( $i = 1, 2$ ) are the undetermined functions. Applying the boundary conditions (18) and (19), we get

$$\begin{aligned} A_1^{(2)}(s) &= \frac{k^{(2)}(1+\eta^{(2)})\sqrt{\mu_1^{(2)}}}{2(\sqrt{\mu_2^{(2)}} - \sqrt{\mu_1^{(2)}})(1+k_1^{(2)})} \left( \frac{K^{(2)} - \sqrt{\mu_2^{(2)}}}{K^{(2)}} \right) + \frac{C_{66}^{(1)}}{C_{66}^{(2)}} \frac{k^{(1)}(1+\eta^{(1)})}{2K^{(1)}} \frac{\sqrt{\mu_1^{(2)}}(\sqrt{\mu_{22}^{(2)}} - K^{(1)})}{(1+k_1^{(2)})(\sqrt{\mu_2^{(2)}} - \sqrt{\mu_1^{(2)}})} \\ &\quad + A_1^{(1)}(s) \frac{\sqrt{\mu_1^{(2)}}(1+k_1^{(1)})(\sqrt{\mu_2^{(2)}} - \sqrt{\mu_1^{(1)}})}{\sqrt{\mu_1^{(1)}}(1+k_1^{(2)})(\sqrt{\mu_2^{(2)}} - \sqrt{\mu_1^{(2)}})} + A_2^{(1)}(s) \frac{\sqrt{\mu_1^{(2)}}(1+k_2^{(1)})(\sqrt{\mu_2^{(2)}} - \sqrt{\mu_2^{(1)}})}{\sqrt{\mu_2^{(1)}}(1+k_1^{(2)})(\sqrt{\mu_2^{(2)}} - \sqrt{\mu_1^{(2)}})}, \\ A_2^{(2)}(s) &= \frac{k^{(2)}(1+\eta^{(2)})\sqrt{\mu_2^{(2)}}}{2(\sqrt{\mu_1^{(2)}} - \sqrt{\mu_2^{(2)}})(1+k_2^{(2)})} \left( \frac{K^{(2)} - \sqrt{\mu_1^{(2)}}}{K^{(2)}} \right) + \frac{C_{66}^{(1)}}{C_{66}^{(2)}} \frac{k^{(1)}(1+\eta^{(1)})}{2K^{(1)}} \frac{\sqrt{\mu_2^{(2)}}(\sqrt{\mu_{21}^{(2)}} - K^{(1)})}{(1+k_2^{(2)})(\sqrt{\mu_1^{(2)}} - \sqrt{\mu_2^{(2)}})} \\ &\quad + A_1^{(1)}(s) \frac{\sqrt{\mu_2^{(2)}}(1+k_1^{(1)})(\sqrt{\mu_1^{(2)}} - \sqrt{\mu_1^{(1)}})}{\sqrt{\mu_1^{(1)}}(1+k_2^{(2)})(\sqrt{\mu_1^{(2)}} - \sqrt{\mu_2^{(2)}})} + A_2^{(1)}(s) \frac{\sqrt{\mu_2^{(2)}}(1+k_2^{(1)})(\sqrt{\mu_1^{(2)}} - \sqrt{\mu_2^{(1)}})}{\sqrt{\mu_2^{(1)}}(1+k_2^{(2)})(\sqrt{\mu_1^{(2)}} - \sqrt{\mu_2^{(2)}})}. \end{aligned}$$

Boundary conditions (16) and (17), with the help of the above equations, give rise to

$$\int_0^\infty \{ \alpha_1 + \alpha_2 A_1^{(1)}(s) + \alpha_3 A_2^{(1)}(s) \} \frac{\sin(sx)}{s} = 0, \quad 0 < x < a, b < x < \infty$$

$$\int_0^\infty \{ \beta_1 + \beta_2 A_1^{(1)}(s) + \beta_3 A_2^{(1)}(s) \} \frac{\cos(sx)}{s} = 0, \quad 0 < x < a, b < x < \infty$$

Now setting

$$\alpha_1 + \alpha_2 A_1^{(1)}(s) + \alpha_3 A_2^{(1)}(s) = \int_a^b f_1(t) \cos(st) dt,$$

$$\beta_1 + \beta_2 A_1^{(1)}(s) + \beta_3 A_2^{(1)}(s) = \int_a^b f_2(t) \sin(st) dt,$$

where

$$\alpha_1 = \left( \frac{k^{(1)} - k^{(2)}}{2} \right) - \left( \frac{k^{(2)}(1 + \eta^{(2)})\sqrt{\mu_1^{(2)}}}{2(\sqrt{\mu_2^{(2)}} - \sqrt{\mu_1^{(2)}})(1 + k_1^{(2)})} \left( \frac{K^{(2)} - \sqrt{\mu_2^{(2)}}}{K^{(2)}} \right) + \frac{C_{66}^{(1)}}{C_{66}^{(2)}} \frac{k^{(1)}(1 + \eta^{(1)})}{2K^{(1)}} \frac{\sqrt{\mu_1^{(2)}}(\sqrt{\mu_2^{(2)}} - K^{(1)})}{(1 + k_1^{(2)})(\sqrt{\mu_2^{(2)}} - \sqrt{\mu_1^{(2)}})} \right) \\ - \left( \frac{k^{(2)}(1 + \eta^{(2)})\sqrt{\mu_2^{(2)}}}{2(\sqrt{\mu_1^{(2)}} - \sqrt{\mu_2^{(2)}})(1 + k_2^{(2)})} \left( \frac{K^{(2)} - \sqrt{\mu_1^{(2)}}}{K^{(2)}} \right) + \frac{C_{66}^{(1)}}{C_{66}^{(2)}} \frac{k^{(1)}(1 + \eta^{(1)})}{2K^{(1)}} \frac{\sqrt{\mu_2^{(2)}}(\sqrt{\mu_2^{(2)}} - K^{(1)})}{(1 + k_2^{(2)})(\sqrt{\mu_1^{(2)}} - \sqrt{\mu_2^{(2)}})} \right)$$

$$\alpha_2 = \left( 1 - \frac{\sqrt{\mu_1^{(2)}}(1 + k_1^{(1)})(\sqrt{\mu_2^{(2)}} - \sqrt{\mu_1^{(1)}})}{\sqrt{\mu_1^{(1)}}(1 + k_1^{(2)})(\sqrt{\mu_2^{(2)}} - \sqrt{\mu_1^{(2)}})} - \frac{\sqrt{\mu_2^{(2)}}(1 + k_1^{(1)})(\sqrt{\mu_1^{(2)}} - \sqrt{\mu_1^{(1)}})}{\sqrt{\mu_1^{(1)}}(1 + k_2^{(2)})(\sqrt{\mu_1^{(2)}} - \sqrt{\mu_2^{(2)}})} \right),$$

$$\alpha_3 = \left( 1 - \frac{\sqrt{\mu_1^{(2)}}(1 + k_2^{(1)})(\sqrt{\mu_2^{(2)}} - \sqrt{\mu_2^{(1)}})}{\sqrt{\mu_2^{(1)}}(1 + k_1^{(2)})(\sqrt{\mu_2^{(2)}} - \sqrt{\mu_1^{(2)}})} - \frac{\sqrt{\mu_2^{(2)}}(1 + k_2^{(1)})(\sqrt{\mu_1^{(2)}} - \sqrt{\mu_2^{(1)}})}{\sqrt{\mu_2^{(1)}}(1 + k_2^{(2)})(\sqrt{\mu_1^{(2)}} - \sqrt{\mu_2^{(2)}})} \right),$$

$$\beta_1 = \left( \frac{k^{(1)}\eta^{(1)}}{2K^{(1)}} - \frac{k^{(2)}\eta^{(2)}}{2K^{(2)}} \right),$$

$$\beta_2 = \left( \frac{k_1^{(1)}}{\sqrt{\mu_1^{(1)}}} + \frac{k_1^{(2)}}{\sqrt{\mu_1^{(2)}}} \frac{\sqrt{\mu_1^{(2)}}(1 + k_1^{(1)})(\sqrt{\mu_2^{(2)}} - \sqrt{\mu_1^{(1)}})}{\sqrt{\mu_1^{(1)}}(1 + k_1^{(2)})(\sqrt{\mu_2^{(2)}} - \sqrt{\mu_1^{(2)}})} + \frac{k_2^{(2)}}{\sqrt{\mu_2^{(2)}}} \frac{\sqrt{\mu_2^{(2)}}(1 + k_1^{(1)})(\sqrt{\mu_1^{(2)}} - \sqrt{\mu_1^{(1)}})}{\sqrt{\mu_1^{(1)}}(1 + k_2^{(2)})(\sqrt{\mu_1^{(2)}} - \sqrt{\mu_2^{(2)}})} \right),$$

$$\beta_3 = \left( \frac{k_2^{(1)}}{\sqrt{\mu_2^{(1)}}} + \frac{k_1^{(2)}}{\sqrt{\mu_1^{(2)}}} \frac{\sqrt{\mu_1^{(2)}}(1 + k_2^{(1)})(\sqrt{\mu_2^{(2)}} - \sqrt{\mu_2^{(1)}})}{\sqrt{\mu_1^{(1)}}(1 + k_1^{(2)})(\sqrt{\mu_2^{(2)}} - \sqrt{\mu_1^{(2)}})} + \frac{k_2^{(2)}}{\sqrt{\mu_2^{(2)}}} \frac{\sqrt{\mu_2^{(2)}}(1 + k_2^{(1)})(\sqrt{\mu_1^{(2)}} - \sqrt{\mu_2^{(1)}})}{\sqrt{\mu_1^{(1)}}(1 + k_2^{(2)})(\sqrt{\mu_1^{(2)}} - \sqrt{\mu_2^{(2)}})} \right),$$

and after lengthy process of mathematical manipulations, boundary conditions (14) and (15) finally lead to the following singular integral equations

$$a_1 f_1(x) + \frac{2}{\pi} \int_a^b \frac{f_2(t)}{(t-x)} dt = -\frac{2}{\pi} p_1(x), \quad a \leq |x| \leq b \quad (31)$$

$$c_1 f_2(x) + \frac{2}{\pi d_1} \int_a^b \frac{f_1(t)}{(t-x)} dt = -\frac{2}{\pi} p_2(x) - \frac{2c}{\pi x}, \quad a \leq |x| \leq b \quad (32)$$

where

$$a_1 = \frac{2}{\pi} C_{66}^{(1)} \left[ (1 + k_1^{(1)}) \left( \frac{\beta_3}{\beta_3 \alpha_2 - \alpha_3 \beta_2} \right) + (1 + k_2^{(1)}) \left( \frac{\beta_2}{\beta_2 \alpha_3 - \alpha_2 \beta_3} \right) \right]$$

$$\frac{1}{b_1} = \frac{2}{\pi} C_{66}^{(1)} \left[ (1 + k_1^{(1)}) \left( \frac{\alpha_3}{\beta_3 \alpha_2 - \alpha_3 \beta_2} \right) + (1 + k_2^{(1)}) \left( \frac{\alpha_2}{\beta_2 \alpha_3 - \alpha_2 \beta_3} \right) \right]$$

$$c_1 = \frac{2}{\pi} C_{66}^{(1)} \left[ \frac{(1 + k_1^{(1)})}{\sqrt{\mu_1^{(1)}}} \left( \frac{\alpha_3}{\beta_3 \alpha_2 - \alpha_3 \beta_2} \right) + \frac{(1 + k_2^{(1)})}{\sqrt{\mu_2^{(1)}}} \left( \frac{\alpha_2}{\beta_2 \alpha_3 - \alpha_2 \beta_3} \right) \right]$$

$$\frac{1}{d_1} = \frac{2}{\pi} C_{66}^{(1)} \left[ \frac{(1 + k_1^{(1)})}{\sqrt{\mu_1^{(1)}}} \left( \frac{\beta_3}{\beta_3 \alpha_2 - \alpha_3 \beta_2} \right) + \frac{(1 + k_2^{(1)})}{\sqrt{\mu_2^{(1)}}} \left( \frac{\beta_2}{\beta_2 \alpha_3 - \alpha_2 \beta_3} \right) \right]$$

$$c = \left[ \frac{(1+k_1^{(1)})}{\sqrt{\mu_1^{(1)}}} \left( \frac{\alpha_3\beta_1 - \alpha_1\beta_3}{\beta_3\alpha_2 - \alpha_3\beta_2} \right) + \frac{(1+k_2^{(1)})}{\sqrt{\mu_2^{(1)}}} \left( \frac{\alpha_2\beta_1 - \alpha_1\beta_2}{\beta_2\alpha_3 - \alpha_2\beta_3} \right) + \frac{(1+\eta^{(1)})}{2} \frac{k^{(1)}}{K^{(1)}} \right]. \quad (33)$$

Equations (31) and (32) are reduced to the following singular integral equations for the determination of unknown functions  $f_i(x)$ :

$$\phi_k(x) + \frac{1}{\pi i \varepsilon_k r_k} \int_a^b \frac{\phi_k(t)}{(t-x)} dt = -g_k(x) - \frac{2ic}{\pi r_k x}, \quad a \leq |x| \leq b \quad (34)$$

where

$$\phi_k(x) = \sqrt{a_1 b_1} f_1(x) + i r_k \sqrt{c_1 d_1} f_2(x), \quad k=1,2$$

$$\varepsilon = \sqrt{a_1 b_1 c_1 d_1}, \quad r_k = (-1)^{k+1}, \quad k=1,2$$

$$g_k(x) = \frac{2}{\pi} [\sqrt{b_1/a_1} p_1(x) + r_k \sqrt{d_1/c_1} p_2(x)], \quad k=1,2,$$

and  $f_i(x)$  are satisfying the conditions  $\int_a^b f_i(t) dt = 0, \quad i=1,2.$

The solution of the above integral equations in (34) may be assumed as

$$\phi_k(x) = \omega_k(x) \sum_{n=0}^{\infty} c_{kn} P_n^{(\alpha_k, \beta_k)}(x), \quad k=1,2, \quad (35)$$

where  $\omega_k(x) = (1-x)^{\alpha_k} (1+x)^{\beta_k}$ ,

$$\alpha_k = -\frac{1}{2} + i\omega_k, \quad \beta_k = -\frac{1}{2} - i\omega_k, \quad \omega_k = r_k \omega \quad \text{and} \quad \omega = \frac{1}{2\pi} \ln \left| \frac{1+\varepsilon}{1-\varepsilon} \right|,$$

with  $c_{kn}$  as unknown constants. Now, using equation (33), we get  $\int_a^b \phi_i(t) dt = 0, \quad i=1,2$ , which implies

$$c_{k0} = 0, \quad k=1,2.$$

From equations (31) and (32), we get

$$\omega_k(x) \sum_{n=1}^{\infty} c_{kn} P_n^{(\alpha_k, \beta_k)}(x) + \frac{2}{\pi i \varepsilon r_k} \int_a^b \frac{\omega_k(t) \sum_{n=0}^{\infty} c_{kn} P_n^{(\alpha_k, \beta_k)}(t)}{(t-x)} dt = -g_k(x) - \frac{2ic}{\pi r_k} \sqrt{\frac{d_1}{c_1}} \frac{1}{x}. \quad (36)$$

Multiplying the above equation by  $P_j^{(\alpha_k, \beta_k)}(x)$  and integrating from -1 to 1, we get

$$c_{lj} \theta_j^{(\alpha_k, \beta_k)} + \frac{2}{\pi i \varepsilon_k r_k} \sum_{n=1}^{\infty} c_{kn} L_{nj} = -F_{kj} - \frac{2ic}{\pi r_k} \sqrt{\frac{d_1}{c_1}} \int_{-1}^1 \frac{P_j^{(\alpha_k, \beta_k)}(x)}{x} dx, \quad (37)$$

$$\text{where} \quad \theta_j^{(\alpha_k, \beta_k)} = \left( \frac{2^{\alpha_k + \beta_k + 1}}{2j + \alpha_k + \beta_k + 1} \frac{\Gamma(j + \alpha_k + 1) \Gamma(j + \beta_k + 1)}{\Gamma(j + \alpha_k + \beta_k + 1) j!} \right),$$

$$L_{nj} = \int_{-1}^1 P_j^{(\alpha_k, \beta_k)}(x) \int_a^b \frac{\omega_k(t) P_n^{(\alpha_k, \beta_k)}(t)}{(t-x)} dt dx, \quad F_{kj} = \int_{-1}^1 g_k(x) P_j^{(\alpha_k, \beta_k)}(x) dx,$$

and the principal value of  $\int_{-1}^1 \frac{dx}{x}$  is considered as zero.

Finally, the stress intensity factors at the crack tips  $x = a$  and  $x = b$  are calculated as

$$\begin{aligned}\sqrt{b_1/a_1} K_I^a + ir_k \sqrt{d_1/c_1} K_{II}^a &= \lim_{x \rightarrow a^-} (x-a)^{-\alpha_k} (x+a)^{-\beta_k} [\sqrt{b_1/a_1} \sigma_{yy}^{(1)}(x,0) + ir_k \sqrt{d_1/c_1} \sigma_{xy}^{(1)}(x,0)] \\ &= \frac{(-1)^{\alpha_k} \pi a}{2} \sum_{n=1}^{\infty} c_{kn} P_n^{(\alpha_k, \beta_k)}(1), \quad k = 1, 2.\end{aligned}\quad (38)$$

$$\begin{aligned}\sqrt{b_1/a_1} K_I^b + ir_k \sqrt{d_1/c_1} K_{II}^b &= \lim_{x \rightarrow b^+} (x-b)^{-\alpha_k} (x+b)^{-\beta_k} [\sqrt{b_1/a_1} \sigma_{yy}^{(1)}(x,0) + ir_k \sqrt{d_1/c_1} \sigma_{xy}^{(1)}(x,0)] \\ &= \frac{(-1)^{\alpha_k} \pi b}{2} \sum_{n=1}^{\infty} c_{kn} P_n^{(\alpha_k, \beta_k)}(1), \quad k = 1, 2.\end{aligned}\quad (39)$$

The crack energy is calculated as

$$W = \int_a^b p_1(x) [v^{(1)}(x,0) - v^{(2)}(x,0)] dx. \quad (40)$$

## Results and discussion

In this section, the numerical computations have been done to find physical quantities viz., stress intensity factors and the crack energy for two collinear cracks situated at the interface of two pairs of orthotropic materials with first one as  $\alpha$ -Uranium and Epoxy Boron, and the second one as Beryllium and Epoxy Boron. In each case first type of material is taken as half plane-1 and second type of material as half plane-2. During the computations the crack length is considered as  $b=1$  and  $a = 0.1(0.1)0.9$  and also the loadings are considered as  $p_1(x) = p$ ,  $p_2(x) = 0$ . The ratios of the stress temperature coefficients  $\beta_y^{(1)}/\beta_x^{(1)}$  and  $\beta_y^{(2)}/\beta_x^{(2)}$  are taken as 0.67 and 0.5 respectively for the first pair of materials, and 0.7 and 0.5 respectively for second pair of materials. The elastic constants of the orthotropic material  $\alpha$ -Uranium have been taken as  $C_{11} = 21.47 \times 10^6$  psi (148.03 GPa),  $C_{12} = 4.65 \times 10^6$  psi (32.06 GPa),  $C_{22} = 19.36 \times 10^6$  psi (133.48 GPa),  $C_{66} = 7.43 \times 10^6$  psi (51.22 GPa) (Das and Patra [18]). The elastic constants of the other considered orthotropic material Boron-Epoxy has been taken as  $C_{11} = 30.3 \times 10^6$  psi (208.91 GPa),  $C_{12} = 3.78 \times 10^6$  psi (26.06 GPa),  $C_{22} = 4.04 \times 10^6$  psi (27.85 GPa),  $C_{66} = 1.13 \times 10^6$  psi (7.79 GPa) (Sih and Chen [19]), and those of orthotropic material Beryllium are taken as  $C_{12} = 8.88 \times 10^6$  psi (61.22 GPa),  $C_{22} = 36.49 \times 10^6$  psi (251.58 GPa),  $C_{66} = 11.24 \times 10^6$  psi (77.4 GPa) (Das and Patra [18]). For the first and second pair of materials, the stress intensity factors at the tip  $x = a$  are described through Fig.2 and Fig.3, respectively, for different values of  $a/b$ , whereas the physical quantities at the tip  $x = b$  for both the pair of materials are depicted through Figs. 4-5 for various  $a/b$ . The numerical values of crack energies for the two pairs of materials are shown through Figs.6-7 for different values of  $a/b$ .

It is seen from Fig.2 that as the length of the crack decreases, both  $K_I^a$  and  $K_{II}^a$  decrease. Same nature is followed for the second pair of materials (Fig.3) with only difference is that the values of stress intensity factors change as it completely depends on material constants.

As the lengths of the cracks decrease (Figs. 4-5) i.e., cracks separation distance increases, then  $K_I^b$  decreases,  $K_{II}^b$  increases under thermo-mechanical loading for both pairs of materials. This shows that there is a least possibility of crack propagation at  $x = b$ , even when the tips of the cracks come very close to each other. The decreases of Mode II stress intensity factor justifies that as the distance between two cracks decreases, the effect of their propagation tendency in sliding mode will be decreased.



The nature of behavior of crack energy for first pair of materials is same as the second pair of materials with the difference is that in first case the nature of the decrease is very fast as compared to the gradually decrease of the second case.

In the numerical computation it is also given special emphasis to determine other physical quantity crack energy  $W$  to determine the energy required by the crack per unit increase in area. Figures 6 and 7 show that the crack energy increases with the increase of crack length. The increment of crack energy represents that as crack advances then plastic zone size becomes large due to which more energy will be required for the crack propagation after attaining its critical value.

It is seen from the Figures 2-5 that first pair of materials can sustain more stress intensity compared to second pair of materials without fracture and it is also justified from Figures 6-7 that for the first pair of materials the crack energy is higher compared to the second pair of materials due to formation of large plastic zone at the crack tips with increase of crack length.

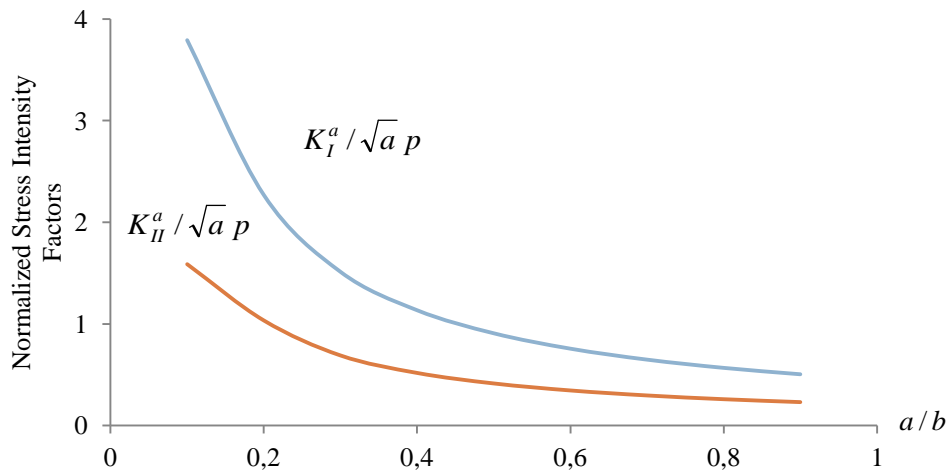


Fig.2. Plots of  $K_I^a / \sqrt{a} p$  and  $K_{II}^a / \sqrt{a} p$  vs.  $a/b$  for the first pair of materials

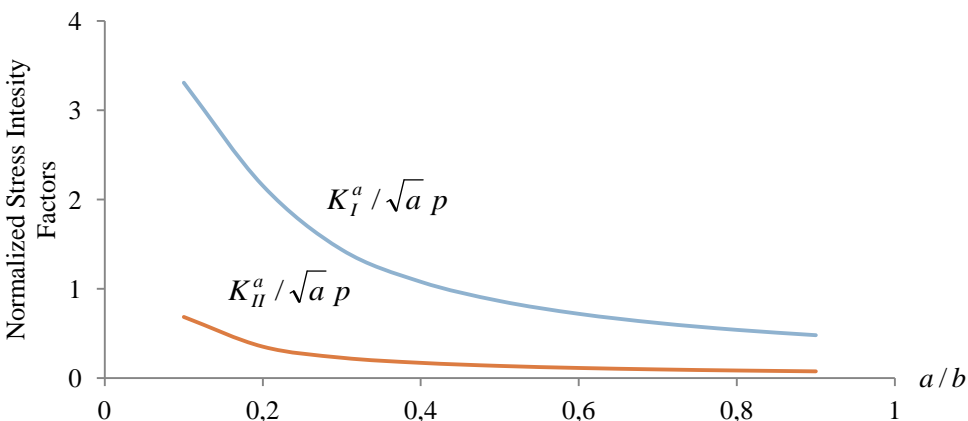


Fig.3. Plots of  $K_I^a / \sqrt{a} p$  and  $K_{II}^a / \sqrt{a} p$  vs.  $a/b$  for the second pair of materials

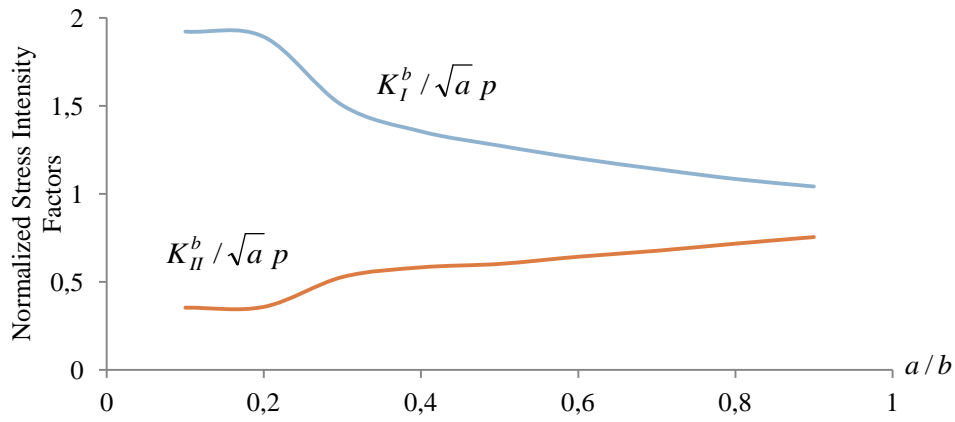


Fig.4. Plots of  $K_I^b / \sqrt{a} p$  and  $K_{II}^b / \sqrt{a} p$  vs.  $a/b$  for the first pair of materials

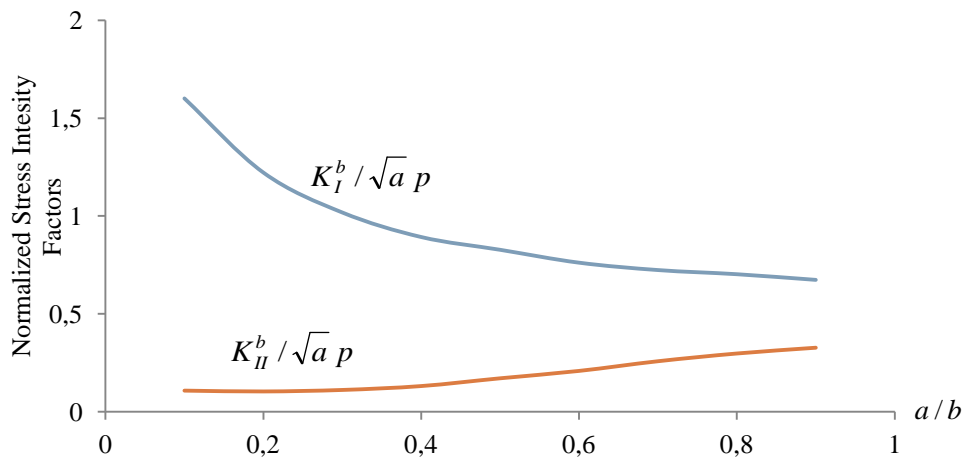


Fig.5. Plots of  $K_I^b / \sqrt{a} p$  and  $K_{II}^b / \sqrt{a} p$  vs.  $a/b$  for the second pair of materials

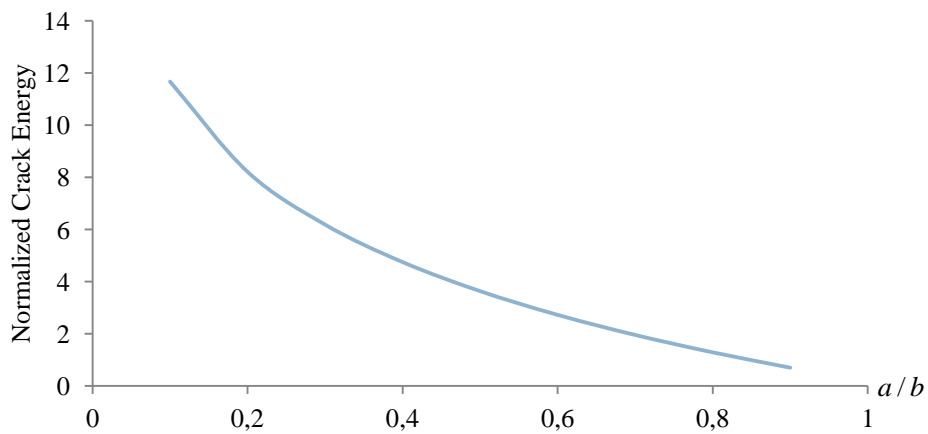


Fig.6. Plot of  $W/a p$  vs.  $a/b$  for the first pair of materials

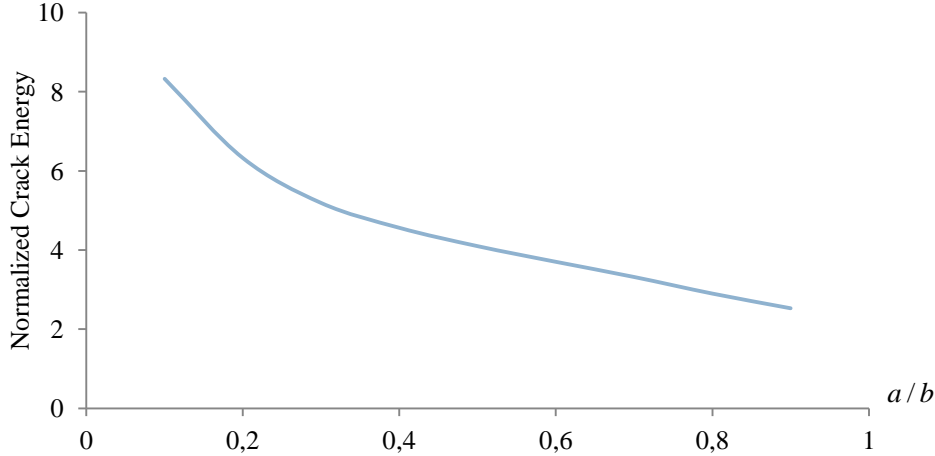


Fig.7. Plot of  $W/a p$  vs.  $a/b$  for the second pair of materials

### Conclusion

In the present article the authors have achieved four important goals. The first one is the investigation of a pair of collinear Griffith cracks at the interface of two orthotropic media under thermo-mechanical loading. Second one is finding the analytical form of the stress intensity factors at the vicinity of the crack tips. Third one is the successful presentation of variations of the stress intensity factors with crack separation distance. Fourth one is the increase of crack energy due to increase of length of the cracks showing the possibility of the formation of large plastic zone at the vicinity of the crack tip.

### Acknowledgement

The authors of the article express their heartfelt thanks to the revered reviewers for their valuable suggestions for the improvement of the article. The first author acknowledges the financial support from the CSIR, New Delhi, India, under the SRF scheme.

### Nomenclature and units

$a, b$  - Boundary points of the crack, [m]

$K^{(i)}$ , - The ratio of thermal conductive coefficients along the  $y$  and  $x$  directions, respectively [-]

$T^{(i)}$  - Temperature distribution function, [ $^{\circ}$ C]

$u^{(i)}$  and  $v^{(i)}$  - Displacement components, [m]

$K_I^a / \sqrt{a p}$ ,  $K_I^b / \sqrt{a p}$  - Normalized SIFs of Mode I type at  $x = a$  and  $x = b$  respectively, [-]

$K_{II}^a / \sqrt{a p}$ ,  $K_{II}^b / \sqrt{a p}$  - Normalized SIFs of Mode II type at  $x = a$  and  $x = b$  respectively, [-]

$W/a p$  - Normalized crack energy, [-]

### Greek letters

$\beta_x^{(i)}$ ,  $\beta_y^{(i)}$  - stress temperature coefficients, [GPa/ $^{\circ}$ C]

$\sigma_{xx}^{(i)}$ ,  $\sigma_{yy}^{(i)}$  - stress tensors along the  $x$  and  $y$  axis, respectively, [GPa]

$\sigma_{xy}^{(i)}$  - Shear stress tensor, [GPa]

## References

- [1]. Sih, G.C., On the singular character of thermal stresses near a crack, *ASME Journal of Applied Mechanics*, 29 (1962), 3, pp.587-589.
- [2]. Sekine, H., Thermal stresses near tips of an insulated line crack in semi-infinite medium under uniform heat flow, *Engineering Fracture Mechanics*, 9 (1977), 2, pp.499-507.
- [3]. Sekine, H., Thermoelastic interaction between two neighboring cracks (in Japanese), *Transaction of Japan Society of Mechanical Engineers*, 45 (1979), pp.1058-1063.
- [4]. Chen, B., Zhang X., Thermoelasticity problem of an orthotropic plate with two collinear cracks, *International Journal of Fracture*, 38 (1988), 3, pp.161-192.
- [5]. Itou, S., Rengen, Q., Thermal stresses around two parallel cracks in two bonded dissimilar elastic half-planes, *Archive of Applied Mechanics*, 63 (1993), 6, pp.377-385.
- [6]. Chen, B., Zhang, X., On plane thermoelasticity problem of an orthotropic strip with two collinear cracks, *Journal of Northwestern Polytechnical University*, 11 (1993), 2, pp.121-126.
- [7]. Itou, S., Thermal stresses around two parallel cracks in an infinite orthotropic plate under uniform heat flow, *Journal of Thermal Stresses*, 24 (2001), 7, pp.677-694.
- [8]. Baksi, A., Das, S. and Bera, R. K., A note on thermo-elastic problem of two collinear Griffith cracks in an orthotropic medium, *Int. J. of Pure and Applied Mathematics*, 36 (2007), 4, pp.365-374.
- [9]. Zhong, X.C., Wua, B., Zhang, K.S., Thermally conducting collinear cracks engulfed by thermo-mechanical field in a material with orthotropy, *Theoretical and Applied Fracture Mechanics*, 65 (2013), 1, pp.61–68.
- [10]. Thakur, P., Steady Thermal stress and strain rates in a rotating circular cylinder under steady state temperature, *Thermal Science*, 18 (2014) , Suppl. 1, pp.S93-S106.
- [11]. Zhu, Z.-W., Ma, Y., Zhang, H.-D. , Song, W.-D. , Gan, Y.-C., Evaluation of thermal effects and strain rate sensitivity in frozen soil, *Thermal science*, 18 (2014), 5, pp.1631-1636.
- [12]. Thakur, P., Steady Thermal Stress and Strain Rates in a Circular Cylinder with homogeneous compressibility subjected to thermal load, *Thermal Science*, 18 (2014), Suppl.1, pp.S81-S92.
- [13]. Sills, L. B., and Dolev, O., The conservative *M*-integral for thermal-elastic problems, *International Journal of Fracture*, 125 (2004), 1, pp.149–170.
- [14]. Itou S., Thermal stress intensity factors of an infinite orthotropic layer with a crack, *International Journal of Fracture*, 103 (2000), 3, pp. 279-291.
- [15]. Itou S., Thermal stresses around a crack in an adhesive layer between two dissimilar elastic Half-planes, *Journal of Thermal Stresses*, 16 (1993), 4, pp.373-400.
- [16]. Clements, D. L. and, Tauchert, T. R., A thermoelastic crack problem for an anisotropic slab, *J. Austral. Math. Soc. 21 (Series B)*, (1979), 2, pp.243-255.
- [17]. Sharma, B., Thermal stresses in transversely isotropic semi-infinite elastic solids, *J. Appl. Mech.*, 2 (1958), pp.86.
- [18]. Das, S., and Patra, B., Stress intensity factors for moving interfacial crack between bonded dissimilar fixed orthotropic layers, *Computers & Structures*, 69 (1998), 4, pp.459-472 .
- [19]. Sih, G. C., and Chen, E. P., *Cracks in composite materials*, Martinus Nijhoff publishers, Hague, Netherland, 1981.